



City of Glens Falls

Downtown Revitalization Initiative

Public Survey

October 13 – November 23, 2016

418

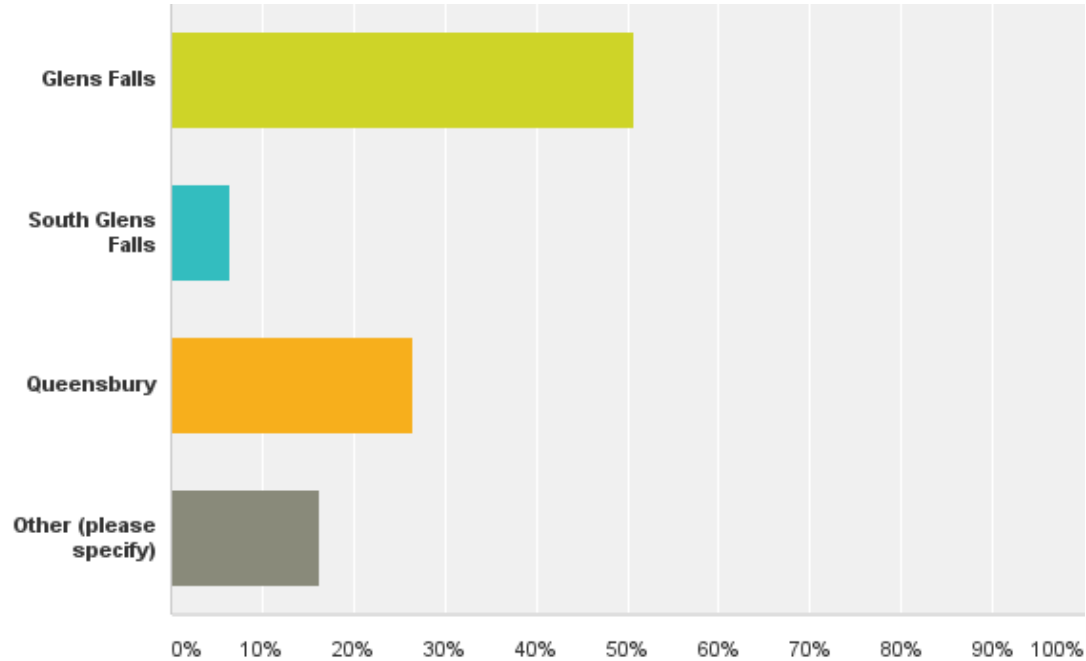
Total Responses

Date Created: Thursday, October 13, 2016

Complete Responses: 418

Q1: Where is your place of residence?

Answered: 418 Skipped: 0



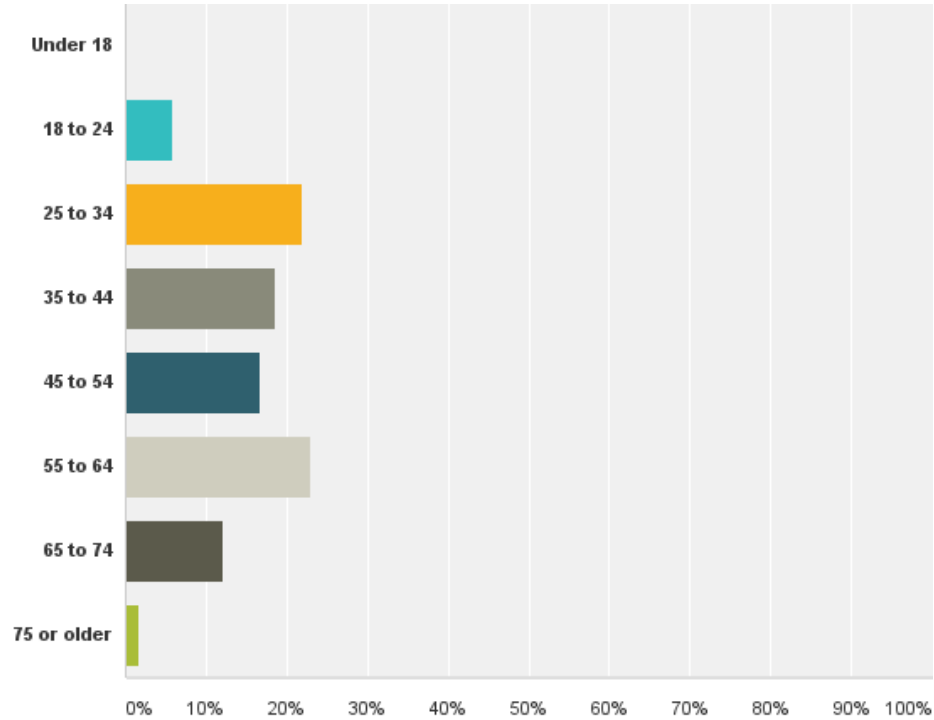
Q1: Where is your place of residence?

Answered: 418 Skipped: 0

| Answer Choices | Responses | |
|------------------------|-----------|------------|
| Glens Falls | 50.72% | 212 |
| South Glens Falls | 6.46% | 27 |
| Queensbury | 26.56% | 111 |
| Other (please specify) | 16.27% | 68 |
| Total | | 418 |

Q2: What is your age?

Answered: 418 Skipped: 0



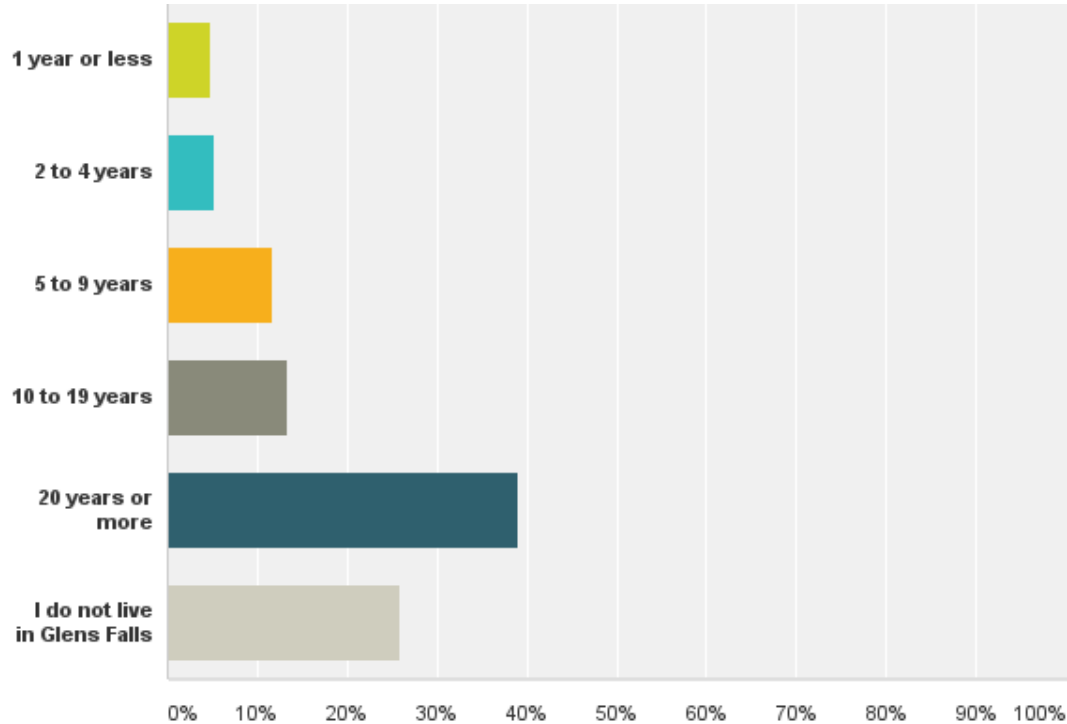
Q2: What is your age?

Answered: 418 Skipped: 0

| Answer Choices | Responses | |
|----------------|-----------|------------|
| Under 18 | 0.00% | 0 |
| 18 to 24 | 5.74% | 24 |
| 25 to 34 | 22.01% | 92 |
| 35 to 44 | 18.66% | 78 |
| 45 to 54 | 16.75% | 70 |
| 55 to 64 | 22.97% | 96 |
| 65 to 74 | 12.20% | 51 |
| 75 or older | 1.67% | 7 |
| Total | | 418 |

Q3: How long have you lived in Glens Falls

Answered: 418 Skipped: 0



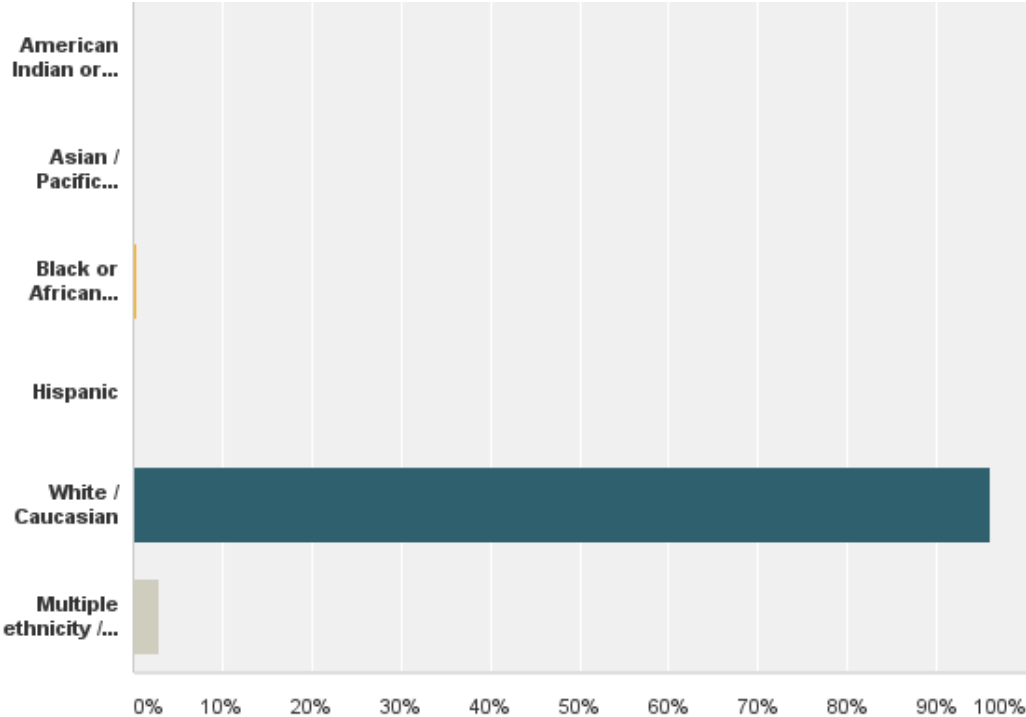
Q3: How long have you lived in Glens Falls

Answered: 418 Skipped: 0

| Answer Choices | Responses | |
|------------------------------|-----------|------------|
| 1 year or less | 4.78% | 20 |
| 2 to 4 years | 5.26% | 22 |
| 5 to 9 years | 11.72% | 49 |
| 10 to 19 years | 13.40% | 56 |
| 20 years or more | 39.00% | 163 |
| I do not live in Glens Falls | 25.84% | 108 |
| Total | | 418 |

Q4: Which race/ethnicity best describes you? (Please choose only one.)

Answered: 414 Skipped: 4



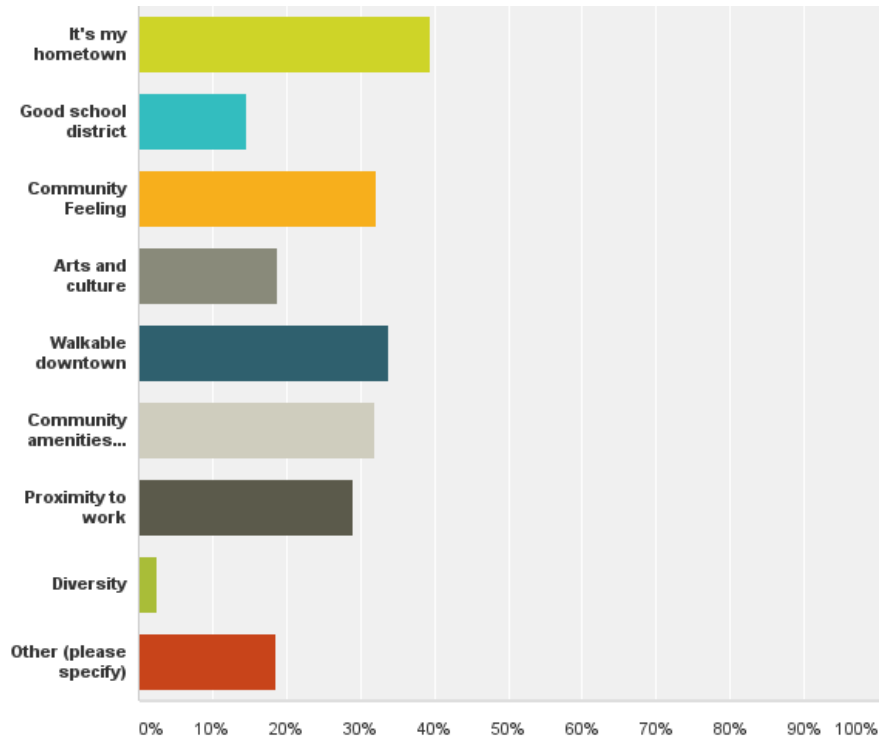
Q4: Which race/ethnicity best describes you? (Please choose only one.)

Answered: 414 Skipped: 4

| Answer Choices | Responses | |
|---|-----------|------------|
| American Indian or Alaskan Native | 0.24% | 1 |
| Asian / Pacific Islander | 0.24% | 1 |
| Black or African American | 0.48% | 2 |
| Hispanic | 0.00% | 0 |
| White / Caucasian | 96.14% | 398 |
| Multiple ethnicity / Other (please specify) | 2.90% | 12 |
| Total | | 414 |

Q5: What most influenced your decision to live in the Glens Falls area? (Please choose up to three)

Answered: 410 Skipped: 8



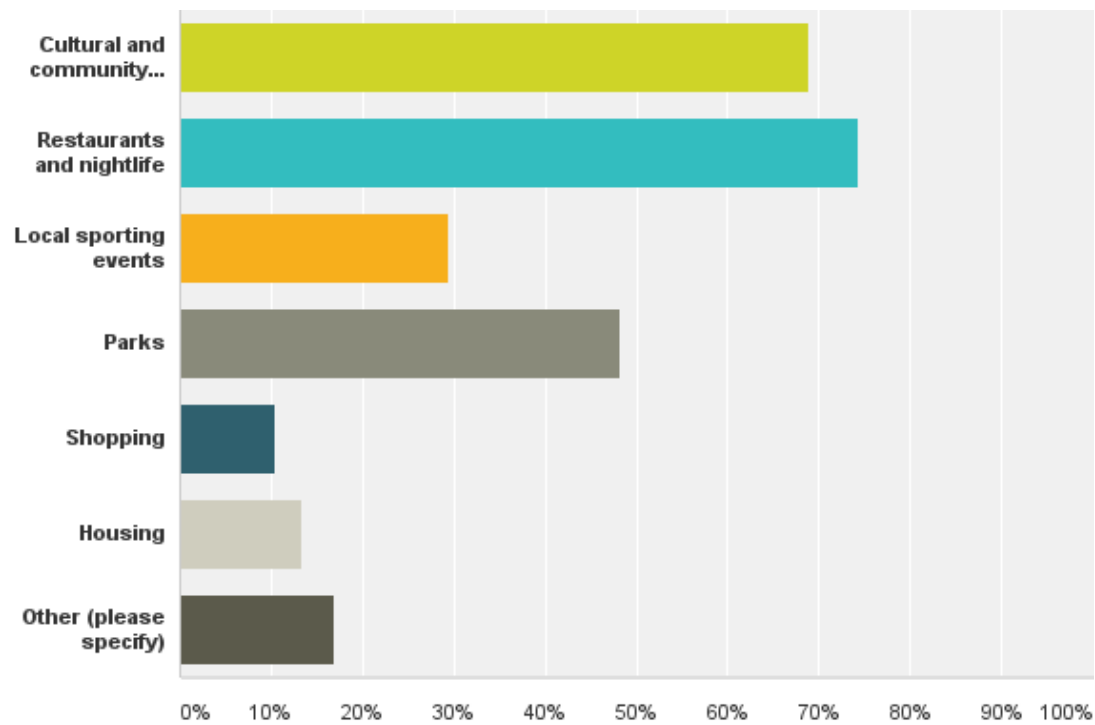
Q5: What most influenced your decision to live in the Glens Falls area? (Please choose up to three)

Answered: 410 Skipped: 8

| Answer Choices | Responses | |
|--|-----------|-----|
| It's my hometown | 39.51% | 162 |
| Good school district | 14.63% | 60 |
| Community Feeling | 32.20% | 132 |
| Arts and culture | 18.78% | 77 |
| Walkable downtown | 33.90% | 139 |
| Community amenities (e.g., parks, library, etc.) | 31.95% | 131 |
| Proximity to work | 29.02% | 119 |
| Diversity | 2.44% | 10 |
| Other (please specify) | 18.54% | 76 |
| Total Respondents: 410 | | |

Q6: What do you think are Downtown Glens Falls' greatest assets? (select as many as you would like)

Answered: 414 Skipped: 4



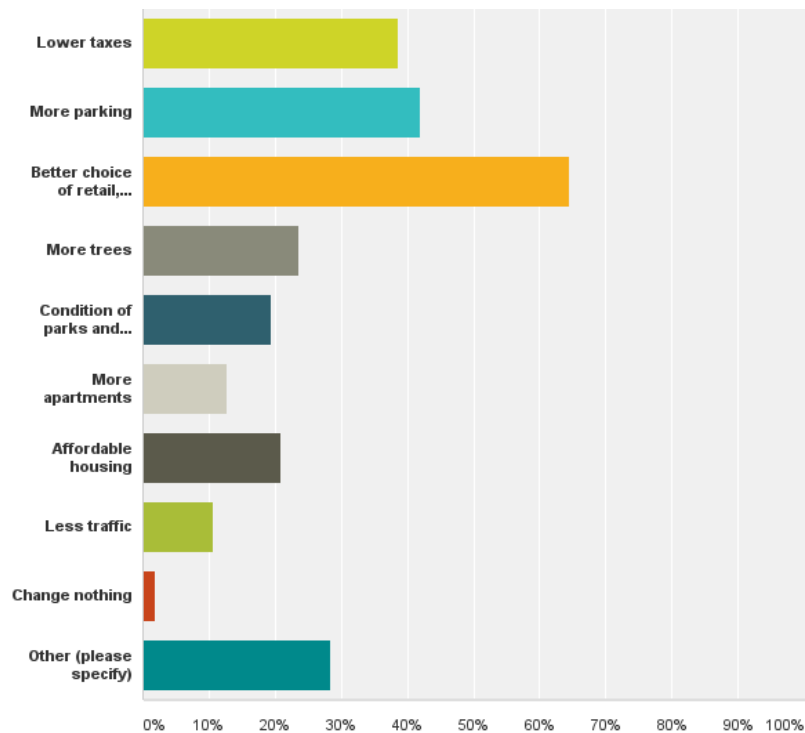
Q6: What do you think are Downtown Glens Falls' greatest assets? (select as many as you would like)

Answered: 414 Skipped: 4

| Answer Choices | Responses | |
|--------------------------------------|---------------|-----|
| Cultural and community organizations | 68.84% | 285 |
| Restaurants and nightlife | 74.40% | 308 |
| Local sporting events | 29.47% | 122 |
| Parks | 48.31% | 200 |
| Shopping | 10.39% | 43 |
| Housing | 13.29% | 55 |
| Other (please specify) | 16.91% | 70 |
| Total Respondents: 414 | | |

Q7: What, if anything, would you change about Downtown Glens Falls? (Select as many as you would like)

Answered: 415 Skipped: 3



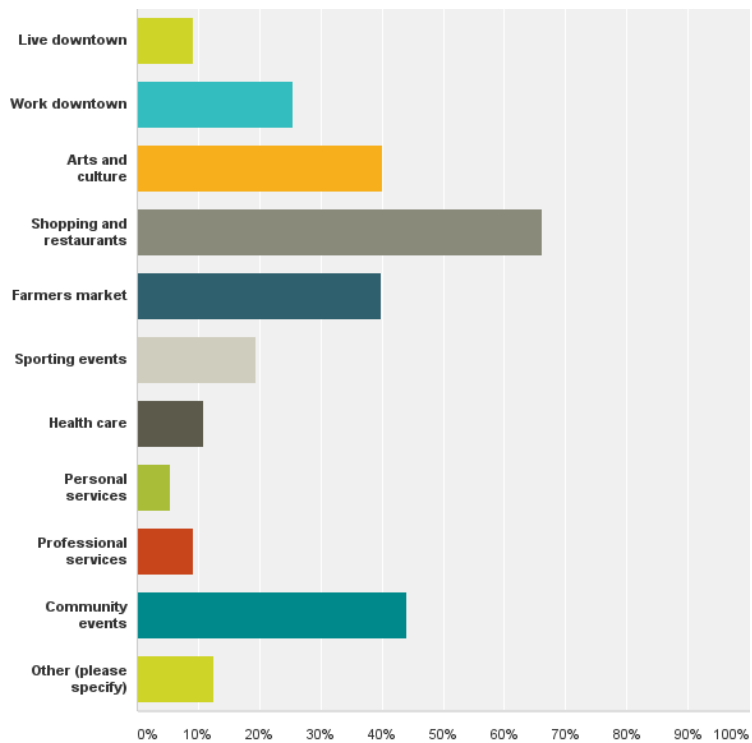
Q7: What, if anything, would you change about Downtown Glens Falls? (Select as many as you would like)

Answered: 415 Skipped: 3

| Answer Choices | Responses | |
|---|-----------|-----|
| Lower taxes | 38.55% | 160 |
| More parking | 41.93% | 174 |
| Better choice of retail, shops, and restaurants | 64.58% | 268 |
| More trees | 23.61% | 98 |
| Condition of parks and municipal facilities | 19.52% | 81 |
| More apartments | 12.77% | 53 |
| Affordable housing | 20.96% | 87 |
| Less traffic | 10.60% | 44 |
| Change nothing | 1.93% | 8 |
| Other (please specify) | 28.43% | 118 |
| Total Respondents: 415 | | |

Q8: What brings you to Downtown Glens Falls most often? (Please choose up to three)

Answered: 417 Skipped: 1



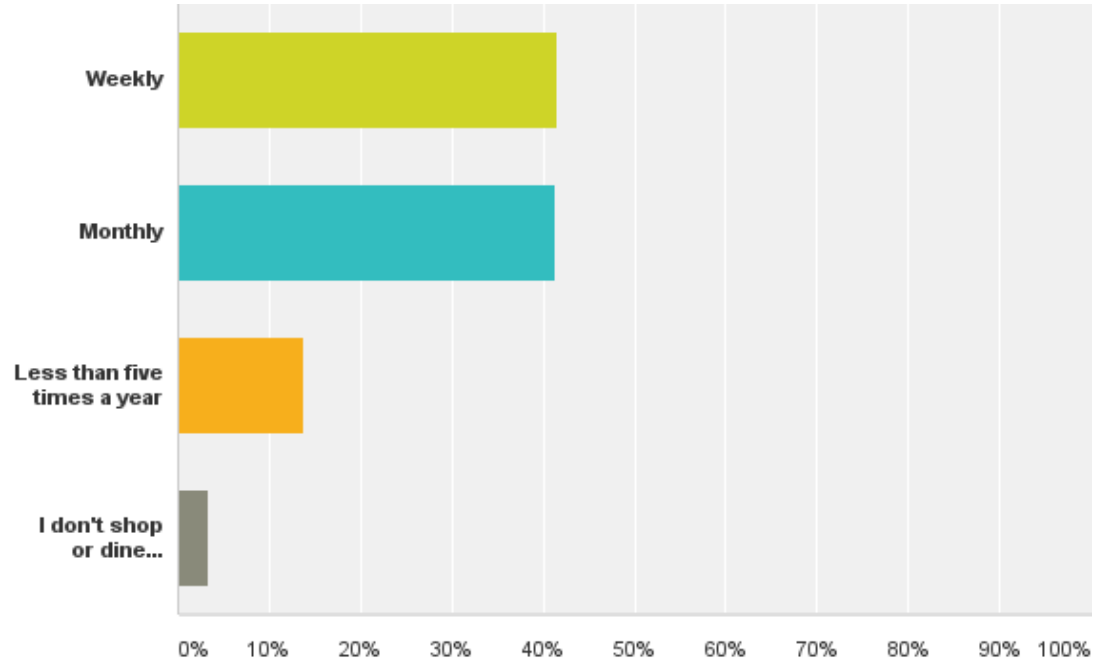
Q8: What brings you to Downtown Glens Falls most often? (Please choose up to three)

Answered: 417 Skipped: 1

| Answer Choices | Responses | |
|-------------------------------|-----------|-----|
| Live downtown | 9.11% | 38 |
| Work downtown | 25.42% | 106 |
| Arts and culture | 40.05% | 167 |
| Shopping and restaurants | 66.19% | 276 |
| Farmers market | 39.81% | 166 |
| Sporting events | 19.42% | 81 |
| Health care | 10.79% | 45 |
| Personal services | 5.52% | 23 |
| Professional services | 9.11% | 38 |
| Community events | 44.12% | 184 |
| Other (please specify) | 12.47% | 52 |
| Total Respondents: 417 | | |

Q9: How often do you shop or dine Downtown?

Answered: 414 Skipped: 4



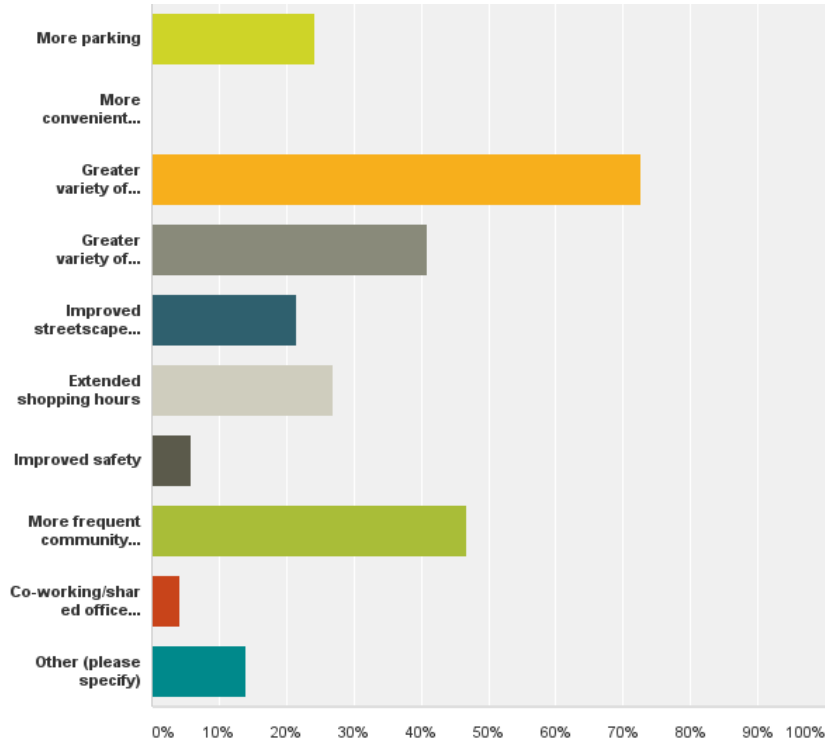
Q9: How often do you shop or dine Downtown?

Answered: 414 Skipped: 4

| Answer Choices | Responses | |
|-------------------------------|-----------|------------|
| Weekly | 41.55% | 172 |
| Monthly | 41.30% | 171 |
| Less than five times a year | 13.77% | 57 |
| I don't shop or dine downtown | 3.38% | 14 |
| Total | | 414 |

Q10: What would make you shop or dine Downtown more frequently? (Please choose up to three)

Answered: 413 Skipped: 5



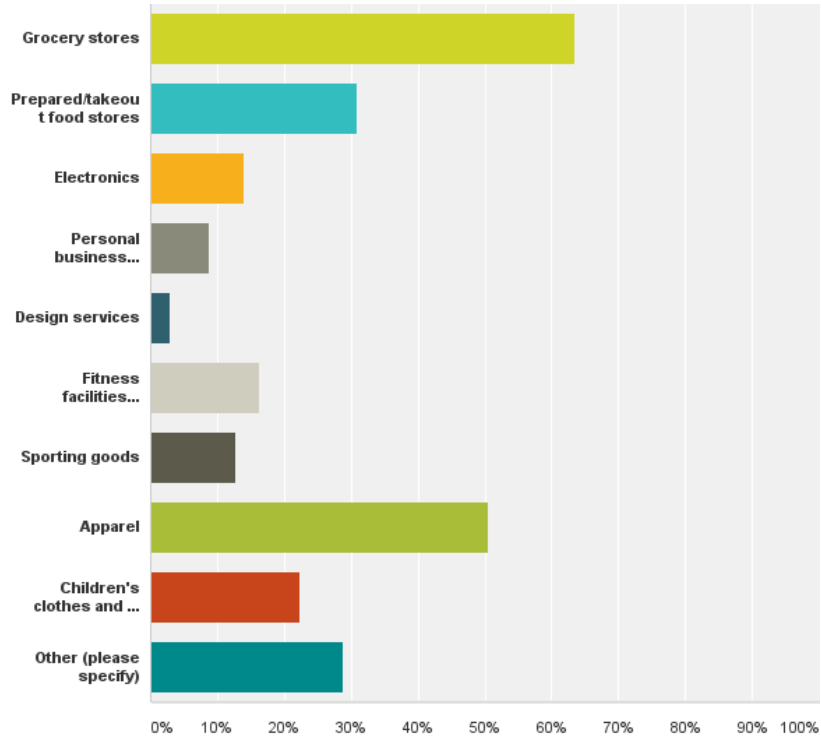
Q10: What would make you shop or dine Downtown more frequently? (Please choose up to three)

Answered: 413 Skipped: 5

| Answer Choices | Responses |
|---|------------|
| More parking | 24.21% 100 |
| More convenient parking | 0.00% 0 |
| Greater variety of stores | 72.64% 300 |
| Greater variety of restaurants | 40.92% 169 |
| Improved streetscape (e.g., sidewalks and crosswalks, trees and plantings, benches, bike racks, information kiosks, etc.) | 21.55% 89 |
| Extended shopping hours | 26.88% 111 |
| Improved safety | 5.81% 24 |
| More frequent community events (e.g., farmers market, concerts, street fairs, etc.) | 46.73% 193 |
| Co-working/shared office spaces | 4.12% 17 |
| Other (please specify) | 14.04% 58 |
| Total Respondents: 413 | |

Q11: What specific types of stores are missing from the Downtown that would make you shop there more frequently? (Please choose up to three)

Answered: 400 Skipped: 18



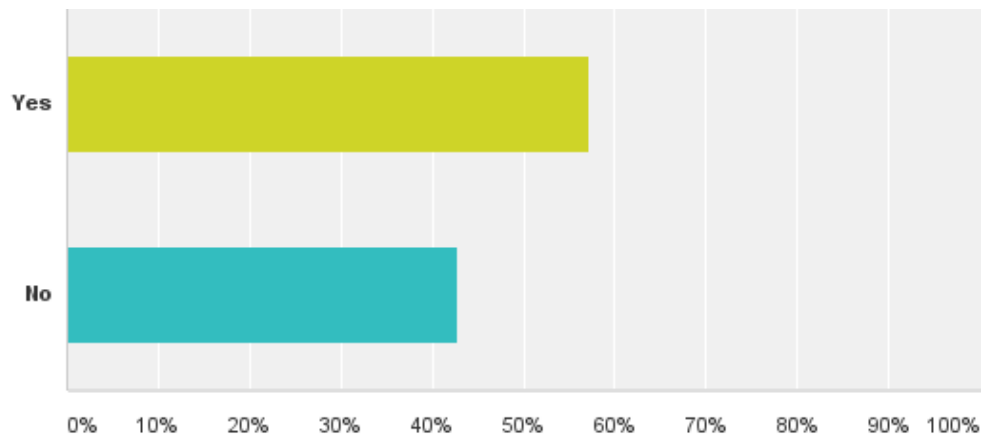
Q11: What specific types of stores are missing from the Downtown that would make you shop there more frequently? (Please choose up to three)

Answered: 400 Skipped: 18

| Answer Choices | Responses | |
|--|-----------|-----|
| Grocery stores | 63.50% | 254 |
| Prepared/takeout food stores | 31.00% | 124 |
| Electronics | 14.00% | 56 |
| Personal business services | 8.75% | 35 |
| Design services | 3.00% | 12 |
| Fitness facilities (e.g., gym, yoga, spinning, Crossfit, etc.) | 16.25% | 65 |
| Sporting goods | 12.75% | 51 |
| Apparel | 50.50% | 202 |
| Children's clothes and toy stores | 22.25% | 89 |
| Other (please specify) | 28.75% | 115 |
| Total Respondents: 400 | | |

Q12: Would you consider living Downtown in a mixed-use rental property (i.e., apartments above ground floor retail or office space)?

Answered: 412 Skipped: 6



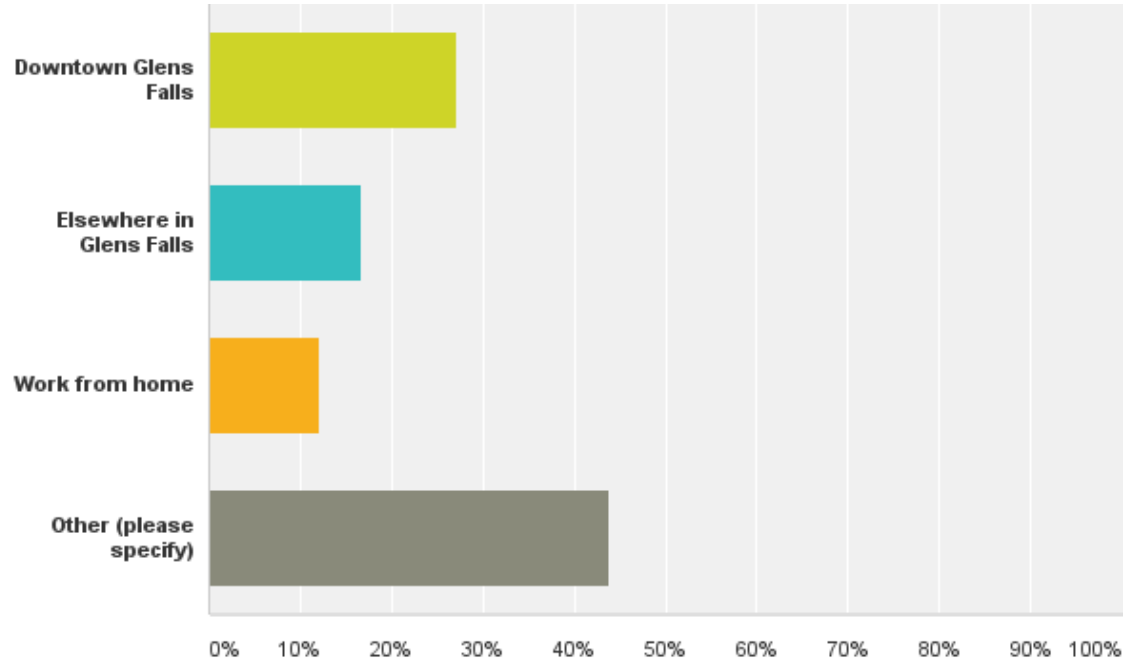
Q12: Would you consider living Downtown in a mixed-use rental property (i.e., apartments above ground floor retail or office space)?

Answered: 412 Skipped: 6

| Answer Choices | Responses | |
|----------------|-----------|------------|
| Yes | 57.28% | 236 |
| No | 42.72% | 176 |
| Total | | 412 |

Q13: Where do you work?

Answered: 412 Skipped: 6



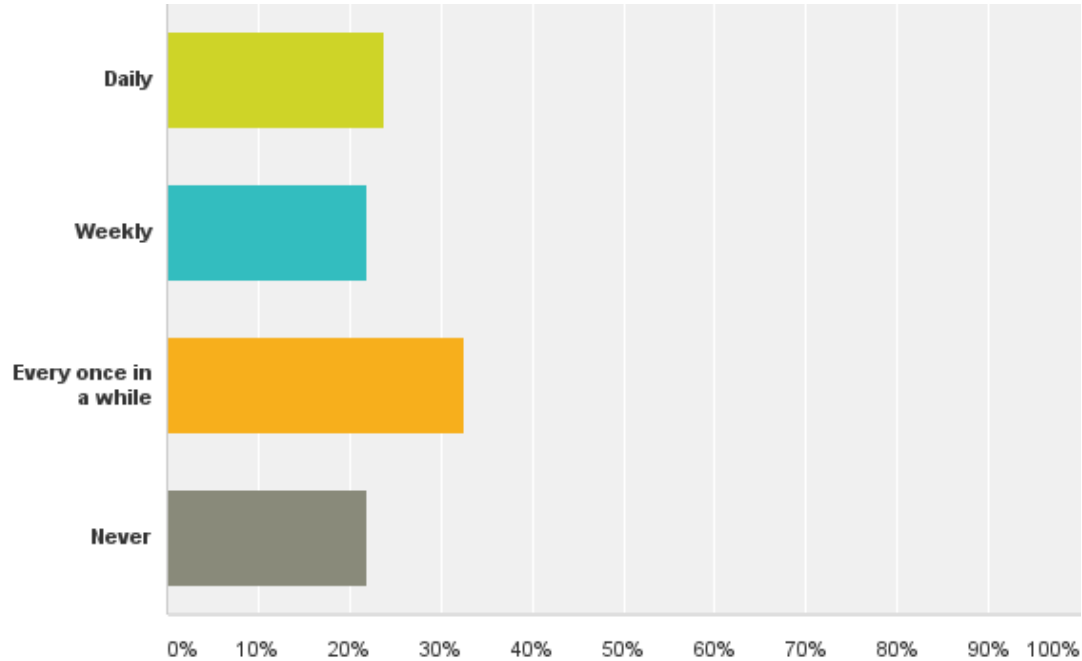
Q13: Where do you work?

Answered: 412 Skipped: 6

| Answer Choices | Responses | |
|--------------------------|-----------|------------|
| Downtown Glens Falls | 27.18% | 112 |
| Elsewhere in Glens Falls | 16.75% | 69 |
| Work from home | 12.14% | 50 |
| Other (please specify) | 43.93% | 181 |
| Total | | 412 |

Q14: How often do you walk when running errands or going to work?

Answered: 412 Skipped: 6



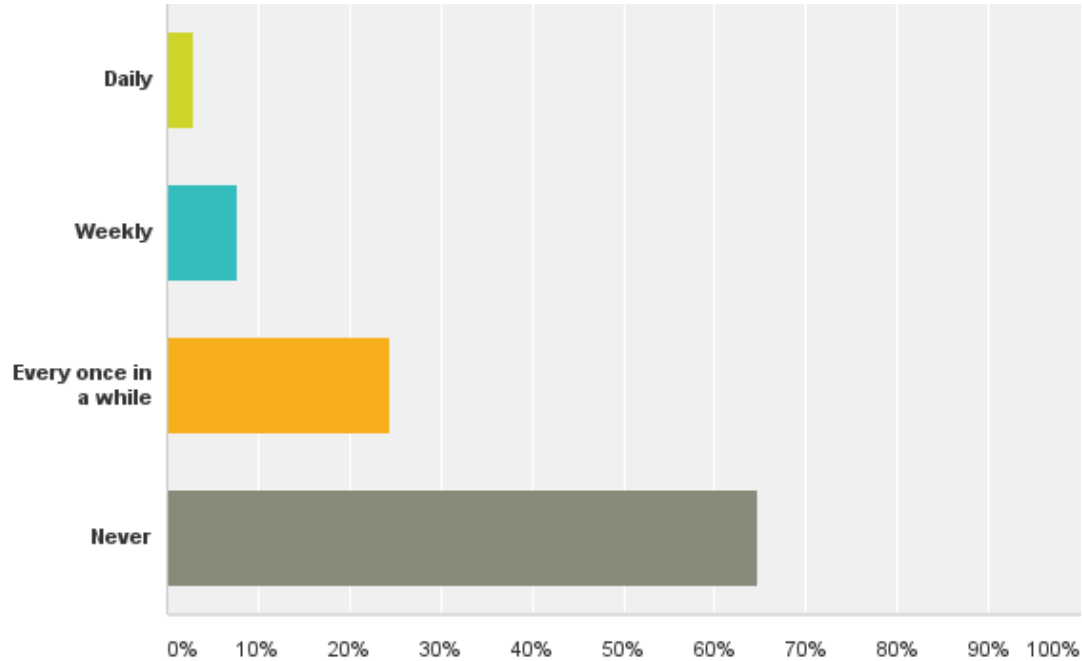
Q14: How often do you walk when running errands or going to work?

Answered: 412 Skipped: 6

| Answer Choices | Responses | |
|-----------------------|-----------|------------|
| Daily | 23.79% | 98 |
| Weekly | 21.84% | 90 |
| Every once in a while | 32.52% | 134 |
| Never | 21.84% | 90 |
| Total | | 412 |

Q15: How often do you bike when running errands or going to work?

Answered: 412 Skipped: 6



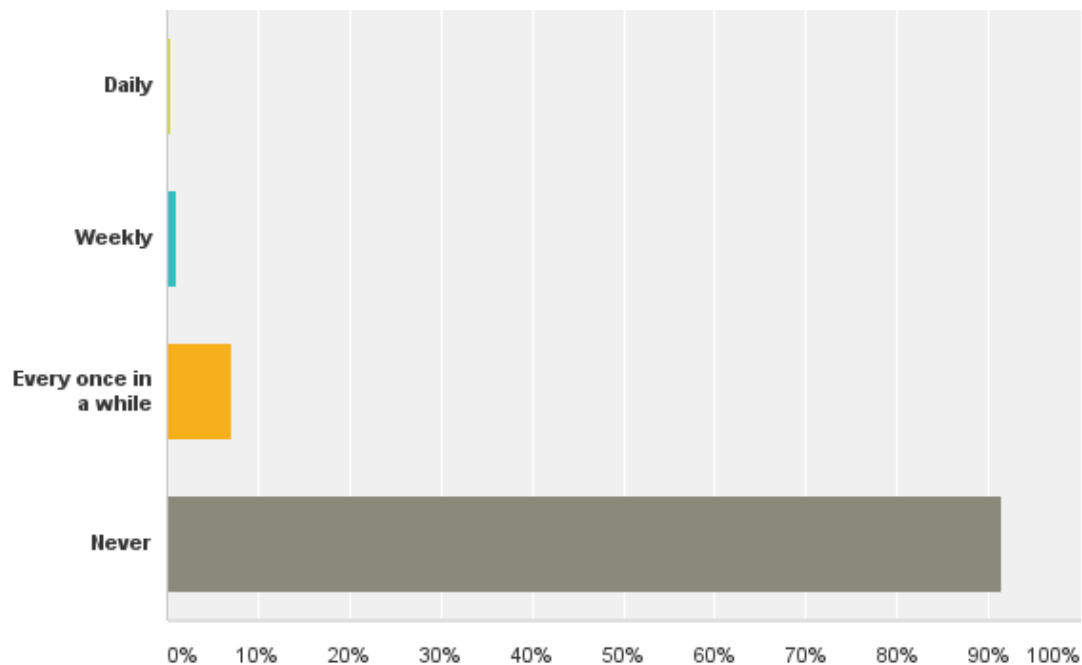
Q15: How often do you bike when running errands or going to work?

Answered: 412 Skipped: 6

| Answer Choices | Responses | |
|-----------------------|---------------|------------|
| Daily | 2.91% | 12 |
| Weekly | 7.77% | 32 |
| Every once in a while | 24.51% | 101 |
| Never | 64.81% | 267 |
| Total | | 412 |

Q16: How often do you take a bus when running errands or going to work?

Answered: 412 Skipped: 6



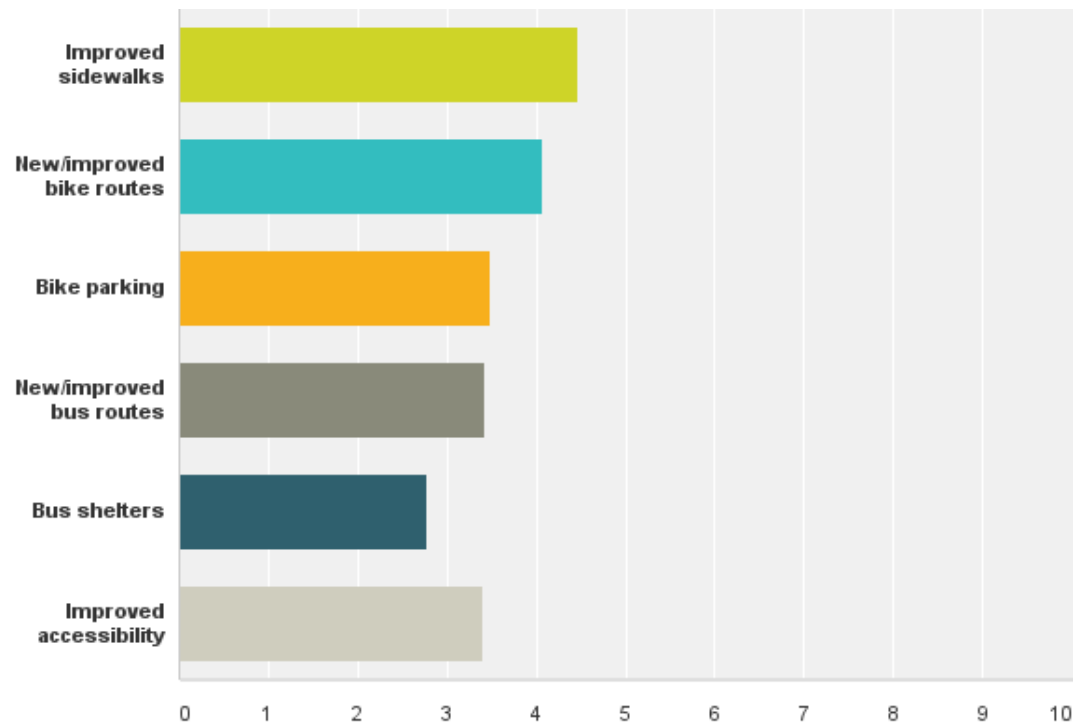
Q16: How often do you take a bus when running errands or going to work?

Answered: 412 Skipped: 6

| Answer Choices | Responses |
|-----------------------|------------|
| Daily | 0.49% 2 |
| Weekly | 0.97% 4 |
| Every once in a while | 7.04% 29 |
| Never | 91.50% 377 |
| Total | 412 |

Q17: Please rank what new or different transit options you think would most benefit Downtown Glens Falls.

Answered: 347 Skipped: 71



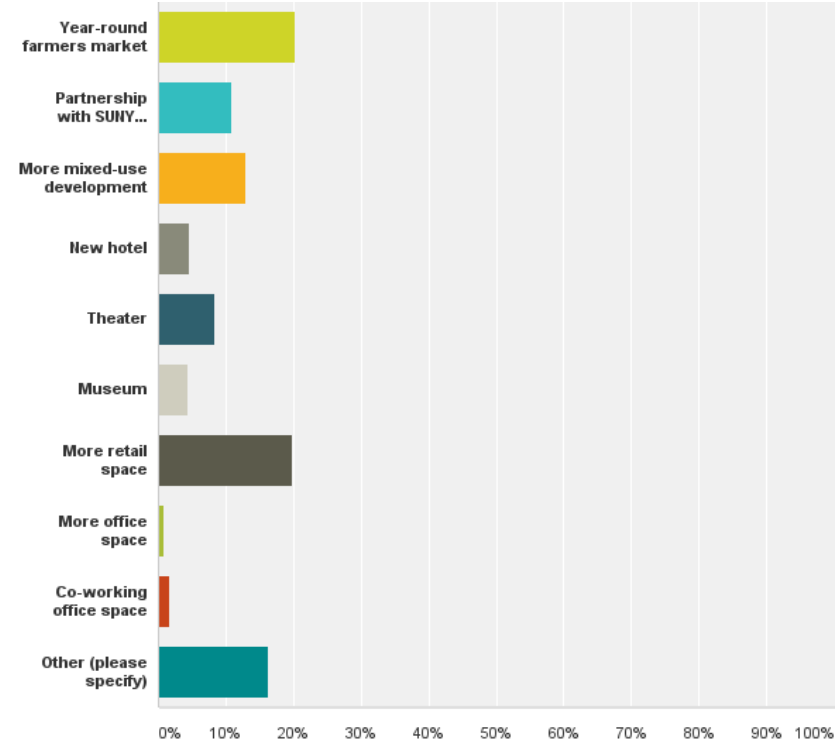
Q17: Please rank what new or different transit options you think would most benefit Downtown Glens Falls.

Answered: 347 Skipped: 71

| | 1 | 2 | 3 | 4 | 5 | 6 | Total | Score |
|--------------------------|----------------------|---------------------|---------------------|---------------------|---------------------|---------------------|-------|-------|
| Improved sidewalks | 42.20% 119 | 14.89% 42 | 15.96% 45 | 10.99% 31 | 5.67% 16 | 10.28% 29 | 282 | 4.46 |
| New/improved bike routes | 25.65% 69 | 22.68% 61 | 18.22% 49 | 9.67% 26 | 14.87% 40 | 8.92% 24 | 269 | 4.08 |
| Bike parking | 8.63% 24 | 21.22% 59 | 23.38% 65 | 18.71% 52 | 12.95% 36 | 15.11% 42 | 278 | 3.49 |
| New/improved bus routes | 16.48% 44 | 14.98% 40 | 14.61% 39 | 15.36% 41 | 26.22% 70 | 12.36% 33 | 267 | 3.43 |
| Bus shelters | 4.87% 13 | 14.61% 39 | 14.98% 40 | 13.86% 37 | 22.47% 60 | 29.21% 78 | 267 | 2.78 |
| Improved accessibility | 14.89% 42 | 15.60% 44 | 14.18% 40 | 25.18% 71 | 10.64% 30 | 19.50% 55 | 282 | 3.40 |

Q18: What would you most like to see in Downtown Glens Falls?

Answered: 409 Skipped: 9



Q18: What would you most like to see in Downtown Glens Falls?

Answered: 409 Skipped: 9

| Answer Choices | Responses | |
|--|-----------|------------|
| Year-round farmers market | 20.29% | 83 |
| Partnership with SUNY Adirondack Culinary School | 10.76% | 44 |
| More mixed-use development | 12.96% | 53 |
| New hotel | 4.65% | 19 |
| Theater | 8.31% | 34 |
| Museum | 4.40% | 18 |
| More retail space | 19.80% | 81 |
| More office space | 0.73% | 3 |
| Co-working office space | 1.71% | 7 |
| Other (please specify) | 16.38% | 67 |
| Total | | 409 |